



Protect
Pumps
& Reduce
Downtime

Channel Monster®



CDD6020-XDM2.5

The Alternative to Screens for Pump Stations

For pump stations and inlet works the third generation Channel Monster XD surpasses all existing technologies in terms of performance, durability, reduced operating costs and ease of installation. The Channel Monster combines rotating screening drums with proven Muffin Monster® grinding technology. The system accommodates high-flow while shredding solids (such as rags, trash, plastics, rocks and wood) into small particles that flow easily through pumps, pipes and processes.

Stainless steel screening drums capture solids and ensure the maximum amount of material is directed into the grinder. Available with either perforated or coil screening drums.

Heavy-duty or problem pump stations are now easier to clean-up with the Channel Monster's larger, extreme duty design. Our taller systems feature larger cutters, shafts and housings, as well as multiple motor options, so the grinder can process heavier plugs of material.



Wastewater entering a
Channel Monster grinder.

Features & Benefits

Eliminates Handling of Hazardous Screenings

- Solids are shredded and kept in the wastewater flow
- No need to handle wet, malodorous and faecal-laden screenings inside pump station or inlet works

Choice of High-flow Screening Drums

- Perforated drums: 6mm openings
- Coil drums: 12mm spacings

Dual Shafted Grinder

- More powerful and handles a wider variety of solids.
- Shreds solids more effectively than single shafted machines.

Automated PLC Monitoring and Controls

- The auto load sensing and reversing controls reduce overloads and protect the system
- Three motor option allows precise control and independent operation of the drums and the cutter stack

Ease and Flexibility of Installation

- Drop in installation – adapts to most existing channel applications with little or no civil work required
- Customized installation frames available



JWC
International®

Trust Monster Quality™

www.jwci.co.uk

Pump Stations

Typical Applications



- JWCI Channel Monster easily installs inside pump station wet wells.
- Just grind it up! No costly, foul smelling screenings to worry about.
- Grinds a wide range of solids and debris into smaller pieces pumps can handle.
- Ideal pump station protection.



- Heavy-duty pump stations are easier to manage with the Channel Monster's extreme duty design. The XD system can handle huge plugs of material in high-flow pump stations.





Channel Monster

Model CMD • Single Drum

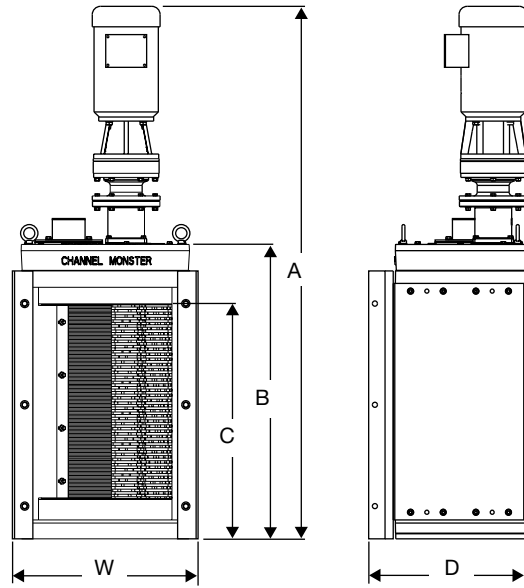
New!



CMD3210-XDS2.0




CMD1205-XD2.0



* Single drive version shown



**Option:
Multi-drive**



**Option: Coil
screening drum**

Model	A mm	B mm	C mm	D – Min. mm	W – Min. Channel Width mm	Max Flow Coil Drum m ³ /h	Max Flow Perf Drum m ³ /h	Weight kg (single drive)
CMD1205-XD2.0	1368	622	433	448	381	160	142	297
CMD1810-XD2.0	1521	775	578	552	533	420	376	497
CMD2410-XD2.0	1664	918	733	552	533	584	528	553
CMD3210-XD2.0	1864	1118	933	552	533	820	749	576
CMD4010-XD2.0	2064	1318	1130	552	533	1057	975	633
CMD5010-XD2.0	2318	1572	1384	552	533	1370	1273	703
CMD6010-XD2.0	2581	1835	1648	552	533	1700	1590	775



A model CMD-1205 grinder.



A model CMD replaced an old comminutor.



Channel Monster with an extended motor shaft.



Channel Monster installed in pump station with guide frame.



Channel Monster model CDD at the inlet works.



A model CDD6020-XDM2.5 installed in the inlet works.



Flow exits the large model CDD-XDM2.5.



Channel Monster with overflow bar rack.



Channel Monster

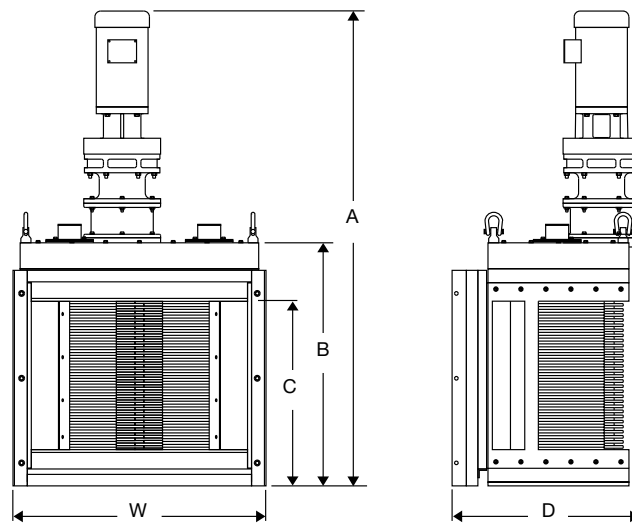
Model CDD • Double Drums



Option:
Multi-drive



Option: Perforated
screening drum




* Single drive version shown



CDD4020-XDS2.0

Model	A mm	B mm	C mm	D – Min. mm	W – Min. Channel Width mm	Max Flow Coil Drum m ³ /h	Max Flow Perf Drum m ³ /h	Weight kg (single drive)
CDD1810-XD2.0	1521	775	578	552	762	591	524	626
CDD2410-XD2.0	1664	918	733	552	762	852	760	607
CDD3210-XD2.0	1864	1118	933	552	762	1243	1113	701
CDD4010-XD2.5	2443	1449	1168	578	762	1650	1481	1724
CDD5010-XD2.5	2691	1695	1416	578	762	2195	1978	1814
CDD6010-XD2.5	2961	1965	1686	578	762	2775	2510	1928
CDD2416-XD2.0	1664	918	733	660	1067	1126	935	894
CDD3216-XD2.0	1864	1118	933	660	1067	1670	1403	996
CDD4016-XD2.5	2443	1449	1168	832	1067	2246	1907	2064
CDD5016-XD2.5	2691	1695	1416	832	1067	3030	2600	2177
CDD6016-XD2.5	2961	1965	1686	832	1067	3875	3345	2313
CDD3220-XD2.0	1864	1118	933	705	1372	2612	2603	1007
CDD4020-XD2.5	2443	1449	1168	851	1372	3442	2803	2359
CDD5020-XD2.5	2691	1695	1416	851	1372	4551	3815	2483
CDD6020-XD2.5	2961	1965	1686	851	1372	5730	4920	2631
CDD9020-XD3.0	3987	2875	2486	1066	1372	9312	N/A	4220



Applications


- Inlet works
- Pump stations
- Prisons
- Institutions
- Transport hubs
- Fish processing
- Seawater in-take



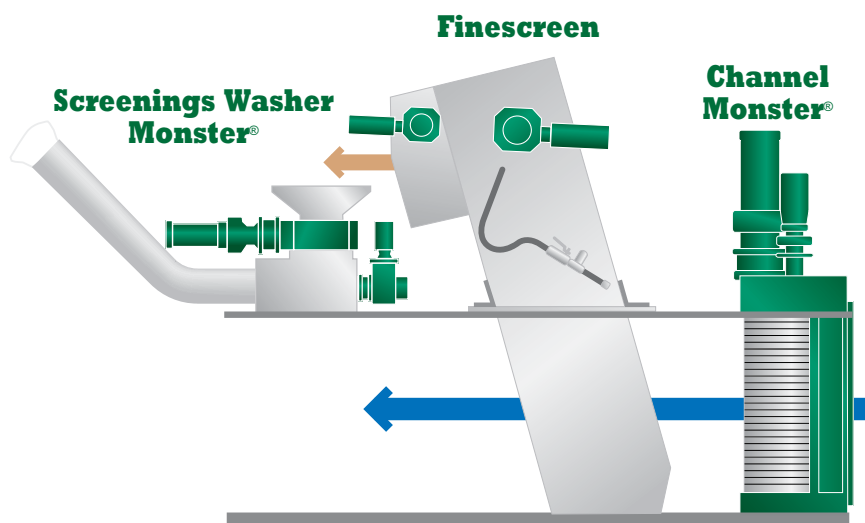


Inlet Works

Coarse Screen Alternative



- JWCI Channel Monsters are efficient alternative to coarse bar screens.
- Eliminate costly handling, transportation and disposal issues at a fraction of the cost.



- Acts as a buffer for finescreens allowing reliable operation during heavy loading and storm flows.
- Grinders disperse faecal matter to give more efficient screening and provide consistent biological loading.

Model Comparisons



Our model XD2.5 and XD3.0 grinders use much larger diameter cutters and shafts to accommodate first flush storm loading.

Model	Design Characteristics
XDS2.0	<ul style="list-style-type: none"> • Single drive motor: 4.0 kW • 51mm hex shafts • 6mm coil drums or optional perforated drums
XDM2.0	<ul style="list-style-type: none"> • Multiple motors: 4.0 kW grinder; 0.75 kW drums • 51mm hex shafts • 6mm coil drums or optional perforated drums
XDS2.5	<ul style="list-style-type: none"> • Single drive motor: 7.5 kW • 64mm hex shafts • 12mm coil drums or optional perforated drums
XDM2.5	<ul style="list-style-type: none"> • Multiple motors: 7.5 kW grinder; 0.75 kW drums • 64mm hex shafts • 12mm coil drums or optional perforated drums
XDM3.0	<ul style="list-style-type: none"> • Multiple motors: 11 kW grinder and 0.75 kW drums • 76mm hex shafts • 12mm coil drums

Channel Monster Options



Perforated screening drums



Coil screening drums

Screening Drums

- Perforated: stainless steel drum with 6mm openings.
- Coil: stainless steel rod with 6mm spacings and up. Available with variable pitch.

Motors

- Single or Multi-drive
- Electric motor: IP55 0.75, 2.2, 4.0, 7.5, 11 kW. Optional IP68.

Extended Motor Shaft

- Drive shaft extension puts motor above the highest water overflow level. Available in 150mm increments. Maximum: 3600mm.



Full range of motor options

Overflow Bar Screens

- Stainless steel bars are attached to a frame or sub-channel and provide additional periodic capacity.

Custom Wet Well Frames

- Stainless steel guide rails make Channel Monster installation and retrieval simple and quick, even in deep or narrow pump stations.
- Frames include choice of 304 or 316 stainless steel

Dual Shafted Grinder

- Various cutter stack heights to fit your channel & flow requirements
- Various cutter configurations to maximize grinding efficiency

High-tech Controllers

- Auto-sensing and reversing feature
- Several enclosure options



Stainless steel frame with overflow bars



Alloy steel cutters



Controller



Johannesburg
Tel: +27 11 397 3536
Fax: +27 11 397 3512
info@pumpton.co.za

Durban
Tel: +27 31 579 1430
Fax: +27 31 579 4085
taylor@pumpton.co.za

Cape Town
Tel: +27 21 552 6036
Fax: +27 21 552 5865
deon@pumpton.co.za

Eastern Cape
Tel: +27 28 572 1722
Mobile: +27 82 455 3244
fags@mweb.co.za



United Kingdom
Phone: +44 1260 277 047
Fax: +44 1260 277 557
jwci@jwce.com



www.jwci.co.uk